


How to change a person's pad

- ★ This is a two-person task.
- ★ Keep the person as covered as possible.
- ★ As you change the person's pad, check their skin.

 **Report any problems with the skin to your manager/supervisor.**

1

You need:

- Towel
- Gloves (3 pairs)
- Clean pad
- Rubbish bag
- Step-by-step guide
- Skin cream (if required)
- Disposable wipes
- Hand sanitiser



2



Clean your hands and put on gloves

3

Undo dirty pad and roll it down



4

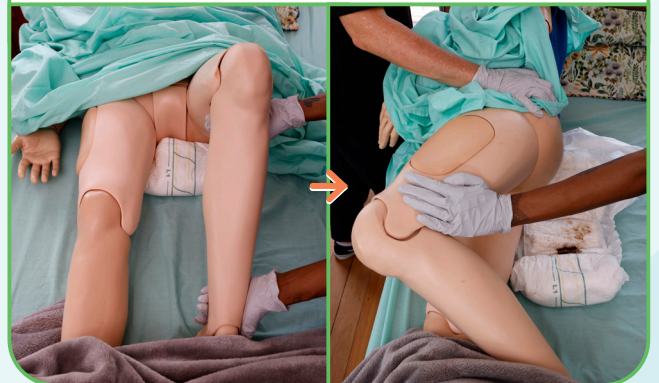
Use wipes to clean groin and pubic area

- ★ Wipe from front to back
- ★ Pay attention to skin folds
- ★ Put used wipes inside pad



5

Lift and bend the leg and roll person onto their side



6

Place towel under dirty pad



7

Clean the person's bottom with wipes



8

Put used wipes in the pad, roll it up and place in rubbish bag



9

Remove towel



Remove gloves, clean hands and put on new gloves

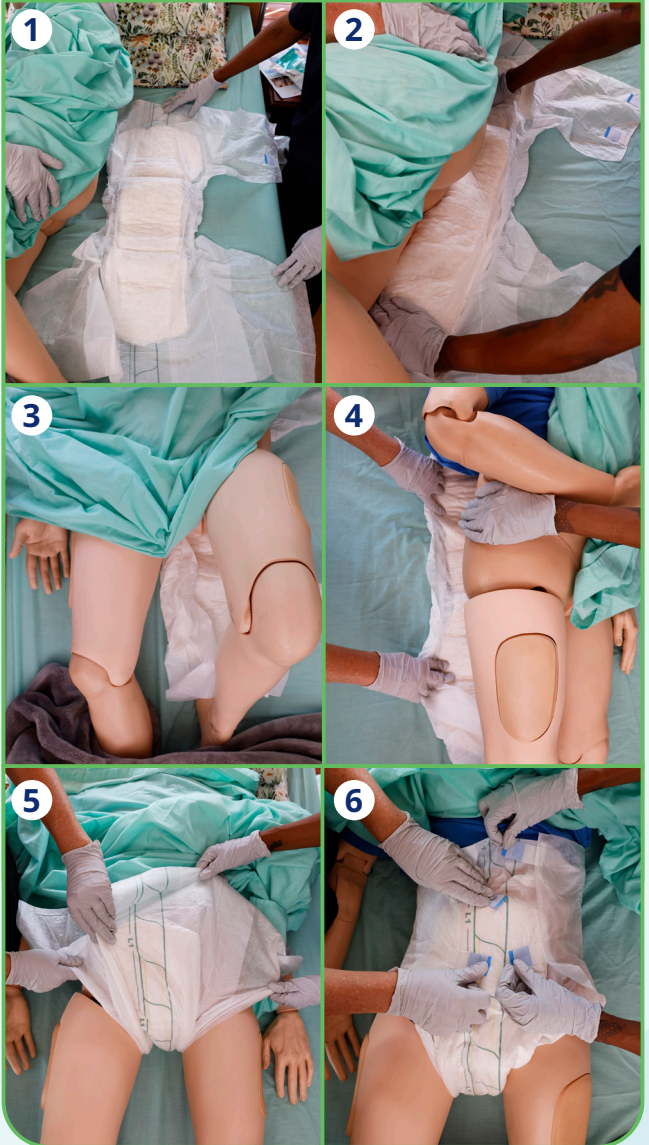


★

Apply cream as per care plan

10

Put on a new pad



11



Remove gloves and clean your hands